






Learning pack 3 WB 02. 11. 20

Year 6

SUBJECT	DESCRIPTION OF TASK	RESOURCES
Reading	<p>Complete a question from your reading journal based on either your school reading book or your own book from home. Remember to be a responsible reader – read for at least 10 minutes each day.</p> <p>Log on to Oxford Reading Buddy and choose a book to read online. Complete the tasks to go with the book – can you move up to the next stage?</p>	<p>Reading journal. Reading book.</p> <p>Oxford Reading Buddy log in. If you don't have yours from last year, please email either Miss Hamflett or Mrs Callaghan. m.hamflett200@stp-conssett.co.uk c.callaghan100@stp-conssett.co.uk</p>
Spelling	<p>The -ed suffix.</p> <p>Complete the spelling tasks by using your knowledge of -ed as a suffix.</p>	Spelling task attached as part of the pack.
Maths	<p>This week in Maths we are continuing to look at Order of Operations. This follows the rule of BIDMAS, where, in a task, you have to complete the calculations in a certain order:</p> <p>Brackets Indices Division Multiplication Addition Subtraction</p> <p>Remember, if a calculation consists of addition and subtraction OR multiplication and division, BIDMAS isn't used. You would complete the calculation from left to right.</p> <p>Continue to complete tasks set on MyMaths and use Times Table Rockstars to practise your times tables.</p>	<p>See below for these 3 tasks</p>  <p>My Maths and TTRS log ins.</p>
Maths puzzle	<ol style="list-style-type: none"> Counter problem – can you solve the puzzle? Can you crack the code and figure out where the numbers go? How many triangles can you see? 	Maths puzzle sheets attached to complete.
Writing	 <p>This is one of the books we will be looking at in our writing lessons this half term. Using the cover:</p> <p>What do you think it is going to be about? What do you think will happen?</p>	Larger image attached below.



	Who are the main characters? What clues are there? Write some predictions and explain why you think this.	
Punctuation & grammar	Complete the SPAG facts sheet attached below. <ul style="list-style-type: none"> • Give examples of each word class. • Name the punctuation. • Add 'a' or 'an.' • Complete the contractions. 	SPAG sheet attached as part of pack.
Science		RE
Our new topic for this half term is: animals (including humans) . We will be looking at: <ul style="list-style-type: none"> • the circulatory system (heart and lungs) • why we have a pulse and what can affect it • how nutrients and water are transported around the body • how diet and lifestyle can affect our bodies. Create a poster/fact sheet to tell me what you already know about this topic. You could even do some extra research of your own so you have some facts and information ready to share with the class.		<u>Sacrament of Ordination</u> (becoming a priest) Give reasons for the symbols used in the Sacrament of Ordination and make links to the commitment made. <ol style="list-style-type: none"> 1. Read the help sheets below which explain what happens during the Sacrament of Ordination. 2. Use this information to complete the task sheets, explaining what happens during the different stages of ordination as well as explaining the importance of each stage. Give reasons thinking about what is shown by the different symbols eg laying on of hands

WIDER CURRICULUM	
History	Art
This half term, as historians, we are asking: Why did World War 1 end in 1918? Draw two bubbles: <ol style="list-style-type: none"> 1. What do you already know about World War 1? 2. What would you like to find out about World War 1? You can include words, writing, questions and pictures.	Using the pictures below as inspiration, create a modern 'Poppies' picture/ collage, using strong, vibrant colours. <div>  </div>
Music	In the news...
Research and make a list of the different songs that were made popular by soldiers during World War 1. They often had a particular beat or rhythm.....1 , 2, 3, 4. Think about the reasons behind this (it definitely wasn't for dancing!!)	Find out about some World News from this week. You might find it by reading on your phone, watching the television, asking family or watching some videos on Newsround. You could write a list of all the things you find out or even create a poster of World News from this week.



Spelling Task

The '-ed' suffix

1

Mason _____ on the trampoline.
jummped jumpd jumped

Simon _____ across the playground.
skipd skipped skiped

Maisie _____ the toys into
different colours.
grouppped grouped groupd

He _____ out the wrong answer.
rubbed rubed rubbd

The '-ed' suffix

2

She _____ her grandma last
night.
caled called calld

He _____ really cross!
lookked lookd looked

He _____ onto the plane.
hopped hoped hopd

She _____ and fell over..
triped tripped triptted

The '-ed' suffix

3

There are some spelling mistakes
in these sentences. Correct any
mistakes that you find.

I clamppped my mouth shut so I
wouldn't give away the answer!

She stopped writing when she was
told to.

I dropped the ball when Charlie
threw it to me.

The '-ed' suffix

4

There are some spelling mis-
takes in these sentences. Correct
any mistakes that you find.

She plantd the flowers in March.

Mary spotted a mistake in her
work.

I splashed through the puddles.

The '-ed' suffix

5

Add the correct ending, deciding
whether to double the last con-
sonant or not.

Mop____

Land____

Jump____

Dip____

Help____

Link____

Hint____

The '-ed' suffix

6

Add the correct ending, deciding
whether to double the last conso-
nant or not.

Hop____

Drip____

Poke____

Trip____

Jump____

Climb____

Smile____

**Maths Task 1**

I can correctly use the order of operations to carry out calculations.

Match the calculation to the correct answer using your knowledge of BODMAS.

One calculation has been done for you.

$72 + 46 \times 7 =$	37
$512 \div 8 - 27 =$	407
$1505 - 732 - 498 =$	281
$9 \times 828 \div 92 =$	806
$37 \times 43 - 1184 =$	394
$598 + 424 - 759 =$	81
$9^2 \times 3 + 38 =$	685
$582 + 28 \times 8 =$	34
$396 - 234 - 128 =$	275
$1000 - 45 \times 7 =$	263



Maths Task 2

Order of Operations

Aim: I can correctly use the order of operations.

Use the following 3 numbers to create a calculation with the answers below:

2 6 7

28	
40	
1.5	
26	
10	

Can you make some other answers?

Use the following 3 numbers to create a calculation with the answers below:

3 4 9

7	
33	
39	
24	
63	

Can you make some other answers?

Use the following 3 numbers to create a calculation with the answers below:

2 5 8

24	
20	
26	
50	
2	

Can you make some other answers?

Use the following 3 numbers to create a calculation with the answers below:

3 7 12

120	
43	
11	
3	
57	

Can you make some other answers?

Use the following 3 numbers to create a calculation with the answers below:

2 9 10

2	
38	
28	
88	
110	


Can you make some other answers?



Maths Task 3

Maths Mastery - Order of Operations

1. Put brackets into these number sentences so they are true:



$$15 + 7 \times 4 = 88$$

$$18 - 9 - 2 = 11$$


$$8 \times 4 - 2 \times 5 = 22$$

$$16 \div 8 - 4 = 4$$

$$9 + 12 \div 7 - 4 = 7$$

Maths Mastery - Order of Operations

2. Complete these number sentences by putting in operations.



$$5 \square 4 \square 6 = 7$$

$$5 \square 4 \square 6 = 3$$

$$5 \square 4 \square 6 = 29$$

$$5 \square 4 \square 6 = 15$$

$$5 \square 4 \square 6 = 26$$

Maths Mastery - Order of Operations

3. How many different ways can you write a number sentence using the numbers 2, 3, 4 and 5, where the answer is 10? Use any operation, but each number can only be used once in any number sentence.

What about using a 6 as well?

Or try 4 other numbers and a different total.



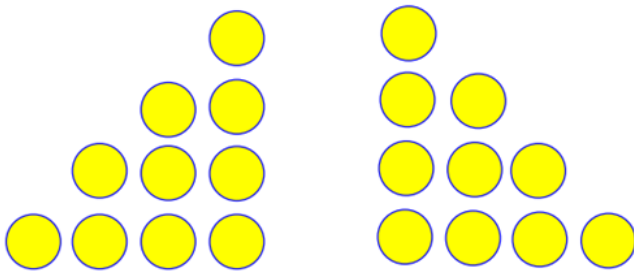


Maths PUZZLE 1

Sometimes the easiest things are the most annoying - when you can't do them! Have a go at this:

change

into



Sounds easy - eh!
But there is a snag!

You can only move
three counters!!




Maths PUZZLE 2

Where do they go?

Put the numbers into the correct circles...


- The two ones should be separated by one other digit
- The two twos should be separated by two other digits
- The two threes should be separated by three other digits
- The two fours should be separated by four other digits



Maths PUZZLE 3

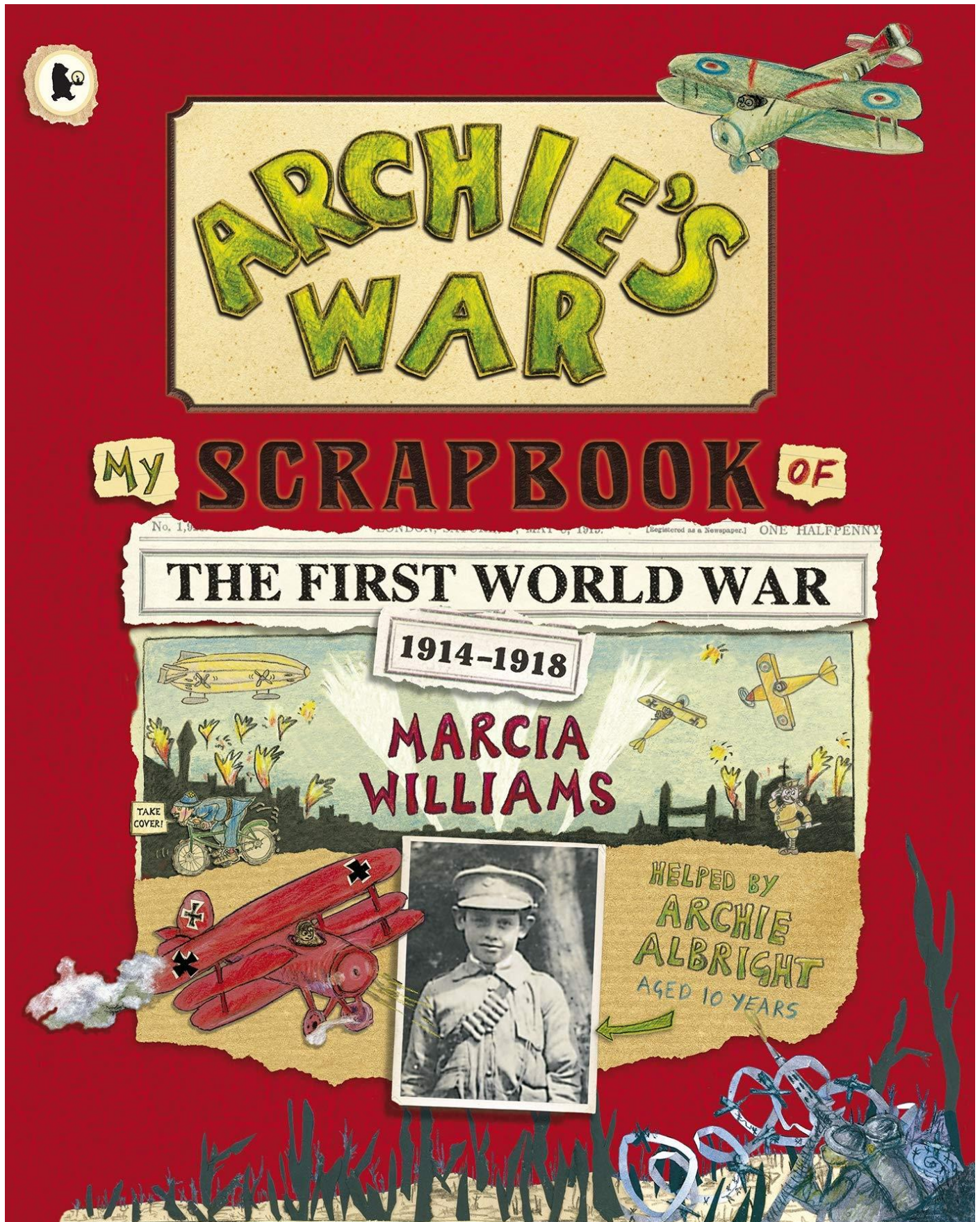
Tremendous Triangles

How many
triangles can
you see in the
picture below?





Writing Task



**SPaG TASK**

Vocabulary Ninja SPaG Facts

noun		poss. pronoun	
verb		sub. conjunction	
adjective		co-ord conj.	
adverb		proper noun	
pronoun		collective noun	
article		abstract noun	
determiner		concrete noun	
preposition		quantifier	
Name the punctuation.		Choose if it is 'a' or 'an.'	
,			fox
.			decision
?			soft toy
!			arch
()			feeling
...			discussion
:			umbrella
don't		can not	
won't		does not	
couldn't		would not	



RE TASK – HELP sheets

SACRAMENT OF ORDINATION



Ordination is the sacrament which celebrates the gift of priesthood and life and friendship with God the Father, with Jesus and one another. A priest chooses to give his life for the service of others in the Church. This is his response to God's call to live a life filled with love for God's people.



Another name for ordination is the Sacrament of Holy Orders. There are three Holy Orders: for deacons, priests and bishops. This sacrament is celebrated during Mass. It is the Bishop who ordains.

CELEBRATION OF THE SACRAMENT

The family and friends of the ordinand, the person who is to be ordained, gather for the celebration. The Bishop, priests, deacons and ordinand process to the altar and the Mass begins.



The ordinand is called forward from the congregation. The ordinand stands in front of the Bishop. The Bishop asks him if he is freely choosing to be ordained and will promise to be a good and faithful priest and he answers, "I am, with the help of God."

The bishop kneels and with the congregation prays the Litany of the Saints, during this the ordinand lies prostrate.

LAYING ON OF HANDS

The Bishop lays his hands on his head. The priests present also lay hands on the head of the ordinand. The Bishop prays the prayer of consecration:

"Almighty Father,

grant to this servant of yours the dignity of priesthood.

Renew within him the spirit of holiness.

As a co-worker with the order of bishops may he be faithful to the ministry that he receives from you, Lord God, and be to others a model of right conduct."



RECEIVING STOLE AND CHASUBLE

The newly ordained priest then receives his stole and chasuble. A stole is worn as a sign of service and priesthood. A chasuble is a loose, coloured top vestment worn for the celebration of Mass.





RE TASK HELP sheets



ANOINTING

The bishop anoints the priest's hands with oil of chrism as a sign of consecration. This means he has promised to spend his life in service for others.



RECEIVING PATEN AND CHALICE

The newly ordained priest receives from the bishop a paten with a host upon it and a chalice with wine in it. The bishop says, "Accept from the holy people of God the gifts to be offered to him."





KISS OF PEACE

The bishop gives the new priest the kiss of peace. The other priests also greet him, welcoming and congratulating him with a kiss of peace.




**RE TASK**

Sacrament of Ordination




WALT: give reasons for the symbols used in the Sacrament of Ordination and make links to the commitment made.

Stage	What happens during the stage?	Importance of the stage/Reasons/Symbols (what does it show?)
 1		
 2		



Importance of the stage/Reasons/ Symbols (what does it show?)			
What happens during the stage?			
Stage	 <p>3</p>	 <p>4</p>	<p>5</p> 



Importance of the stage/Reasons/ Symbols (what does it show?)			
What happens during the stage?			
Stage	 6	 7	 8



Art Resources



